


Postsecondary Enrollment Guide



Steps for choosing and enrolling in the college, technical school, or alternative pathway of your choice.

5 Steps to Choose a Program

- 1 Applications/Acceptance
- 2 Financial Aid
- 3 Options - Self Reflect
- 4 Options - Input from Network
- 5 Make your Choice

5 Steps to Enroll in Postsecondary


- 1 Check Email
- 2 Documents to Submit
- 3 Attend Orientation
- 4 Register for Classes
- 5 Make Plans

Choose a Program →

Done by
June 1

Here are five steps to keep you on track to postsecondary.

Already selected your pathway?
Skip to page four for Steps to Enroll.



Step

1

Check Applications + Acceptances

Actions

- 1 Complete applications to all institutions you are interested in
- 2 Confirm all the applications are complete (check your mail, email regularly in case the program follows up to request additional documentation from you). You may need to call or email the admissions office.
- 3 Make sure all of your programs are on your FAFSA.
- 4 Celebrate your acceptances!

Questions to Ask your Program

- ? Have you received all necessary materials from me? Are there any COVID-19 restrictions I need to be aware of?

Step

2

Financial Aid Comparison

Actions

- 1 Compare your financial aid offers from your programs side-by-side using this [cost calculator](#). Determine which colleges are affordable to you based on your remaining cost.
- 2 We recommend you reach out to a trusted adviser, school counselor, or [ask us at OneGoal](#) to support you in analyzing your options!
- 3 [Advocate for more financial support.](#)
- 4 If your financial situation has changed drastically, you can request a review from your institution's financial aid office to ask for more assistance.
- 5 Apply for [scholarships!](#)

Questions to Ask your Program

- ? My financial situation has changed significantly compared to my FAFSA information; what can I do to request more financial aid to help me attend your institution?

Choose a Program →

Done by
June 1

Step

3

Evaluate Options – Self Reflect

Reflect on your answers to the following implications from COVID-19:

- 1 How has this shifted my goals and aspirations?
- 2 What skills have I developed as a result of this time?
- 3 To what extent has this changed the criteria that is most important to me in selecting my postsecondary pathway? (finances, programs + majors offered, geography, size, etc.)

Research your institutions to answer the following questions:

- 1 Does this program make me feel excited? Many offer virtual visits to help you see if you'd feel at home on campus!
- 2 Does this program offer a good match for the majority of criteria that is important to me? (i.e. graduation rate, major, size, distance from home, values)
- 3 Does this institution support students like me? (i.e. review their COVID-19 response - does it honor and support students with their critical needs? Does their overall graduation rate match their underrepresented minority graduation rate?)

If you can answer and feel excited about your responses, then that institution is likely to be a good fit!


Step

4

Evaluate Options – Input from Network

Ask your Network of Support; Friends, Families and Trusted Advisors:

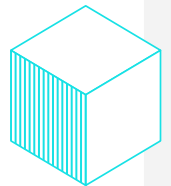
- 1 Do you see me thriving in this postsecondary pathway?
- 2 What advice do you have for me as I make my choice?



Step

5

Make your Choice & Celebrate



Actions

- 1 Let your program know you'll be attending! Often this requires a deposit or a formal confirmation through your portal account.
- 2 Check your email and/or program website for the most up to date information regarding deadlines for when you need to commit, enrollment deposits, and waivers.

Next Steps


Begin working on Steps to Enroll in Postsecondary

Next Page

Enroll in Postsecondary Done by Aug 31

Congratulations on choosing a program. Now, take these five steps to ensure you enroll on time.

If you are still thinking about what institution is a good fit, go back to page two, Steps to Choose a Program.



Step

1

Check Student Account + Email Regularly

Actions

- 1 Make sure you log into your online portal at least 3 times per week and check your email daily for communication from your program.
- 2 Follow up on any tasks they ask of you.

Step

2

Complete + Submit Required Documentation

Actions

- 1 Complete [Loan Entrance Counseling](#) if you are taking out federal loans.
- 2 Submit required health documents (you may need to get immunizations, especially if you are living on campus, or you may be asked to submit a health insurance waiver).
- 3 Have your high school transcripts sent to your institution - reach out to your high school counselor to send these.
- 4 If you have an IEP or 504 plan, decide if and how you'd like to submit documentation so that you can get the support you need, and have a legal right to, throughout postsecondary.



Enroll in Postsecondary Done by Aug 31

Step 

Attend Orientation

Actions

- 1 Sign up for orientation - the sooner you attend, the sooner you can choose your classes and get the better classes, times, teachers, etc without the class being full! Because of COVID-19, orientation might be virtual so check your school's website for details.
- 2 [Prepare for your entrance exams](#) (if applicable)
- 3 Make a plan and a backup plan for transportation to/from your orientation, or reliable internet and computer access if it will be remote.

Step 

Register for Classes

Actions

- 1 Registration often happens at orientation and after you have completed your entrance exams, so make sure you do that early!
- 2 Work with your counselor to determine what classes are best to take your first semester. Be mindful of when you are at your best (i.e. don't take early morning classes if you know you will be late or groggy) and what will be required for graduation. And try not to overdo it your first semester - give yourself grace to ease into your new schedule!

Step 

Make a Plan

Actions

- 1 Make a plan for your first week, month, and semester of your postsecondary pathway.

Questions to Ask Yourself

- + How will I get to/from or how will I make sure I have reliable internet and a device for online classes? What is my backup plan if Plan A falls through?
- + How will I manage my time?
- + Who can I turn to for academic support?
For emotional support?
For financial support?
- + Why does going to postsecondary and completing my degree matter to me?
- + How will I care for myself as I transition into my new life after high school?



Resources

Ask OneGoal for Support

onegoalgraduation.org/contact
onegoalgraduation.org/our-model/year-3-resources

College Cost Calculator

mefa.org/college-cost-calculator

Advocate for More Financial Support

onegoalgraduation.org/wp-content/uploads/2020/04/OneGoal_Advocate-for-Financial-Support.pdf

Apply for Scholarships

collegegreenlight.com

Loan Entrance Counseling - Federal Loans

onegoalgraduation.org/wp-content/uploads/2020/04/OneGoal_Loan-Entrance-Counseling.pdf

SAT and ACT Updates

pages.collegeboard.org/sat-covid-19-updates

College Admissions Decoded

nacacnet.org/news--publications/podcast-college-admissions-decoded/podcast-college-admissions-decoded/podcast-college-admissions-decoded-season-1

Virtual College Tours

youvisit.com/collegesearch
ecampustours.com
youiversitytv.com/category/college

Let's Stay
Connected ↘



onegoalgraduation.org